



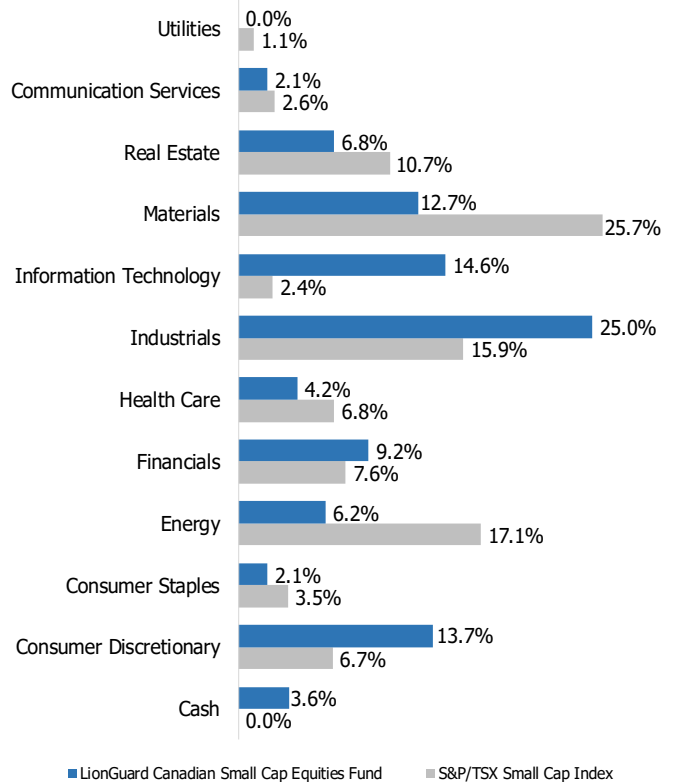
FUND DESCRIPTION

The fund has the objective to achieve long-term growth of capital through disciplined investing in Canadian small capitalization equities. The fund is managed using fundamental bottom-up stock selection approach with strong emphasis on high quality companies with proven business models and solid management teams in place.

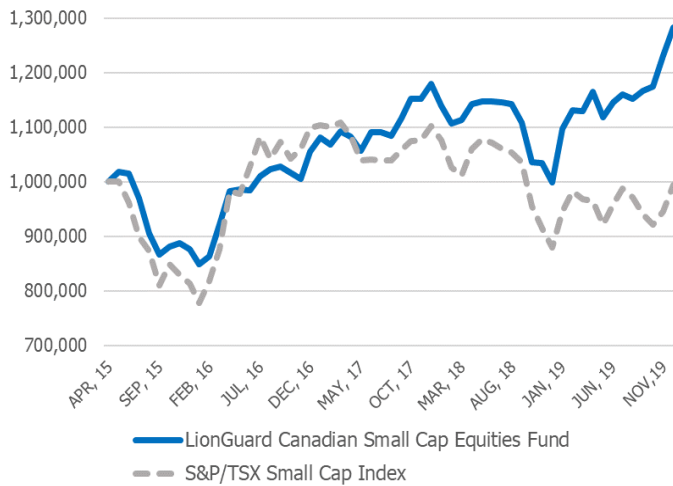
FUND DETAILS

Type	Canadian Small Capitalization Equities
Investment Approach	Fundamental Bottom-Up Stock Picking
Benchmark	S&P/TSX Small Cap Index
Research	In-House Research Reports & Financial Models
Investor Profile	Institutional Investors, Family Offices

SECTOR ALLOCATION



GROWTH OF CAPITAL SINCE INCEPTION



FUND PERFORMANCE GROSS OF FEES

YEAR	JAN	FEB	MAR	APR	MAY	JUN	JUL	AUG	SEP	OCT	NOV	DEC	YTD
2019	9.93%	3.01%	-0.03%	3.02%	-3.94%	2.44%	1.28%	-0.69%	1.29%	0.71%	4.77%	4.17%	28.50%
2018	-3.46%	-2.83%	0.66%	2.57%	0.41%	-0.06%	-0.11%	-0.29%	-2.94%	-6.57%	-0.19%	-3.41%	-15.37%
2017	2.41%	-1.27%	2.30%	-0.81%	-2.39%	3.20%	-0.06%	-0.58%	2.96%	3.18%	0.06%	2.32%	11.70%
2016	-3.00%	1.66%	6.66%	6.75%	0.24%	-0.09%	2.65%	1.30%	0.36%	-1.03%	-1.07%	4.99%	20.60%
2015					1.74%	-0.28%	-4.49%	-6.62%	-4.24%	1.67%	0.67%	-1.26%	-12.44%

COMPARATIVE PERFORMANCE

GROSS RETURNS	LionGuard Canadian Small Cap Equities Fund	S&P/TSX Small Cap Index	Value Added
1 month	4.17%	5.10%	-0.93%
3 months	9.91%	5.53%	4.38%
YTD	28.50%	12.84%	15.66%
1-year	28.50%	12.84%	15.66%
2-year (Annualized)	4.28%	-5.05%	9.33%
3-year (Annualized)	6.70%	-3.30%	10.00%
4-year (Annualized)	10.02%	5.14%	4.88%
S.I. (Annualized)	5.48%	-0.15%	5.63%

FUND CHARACTERISTICS

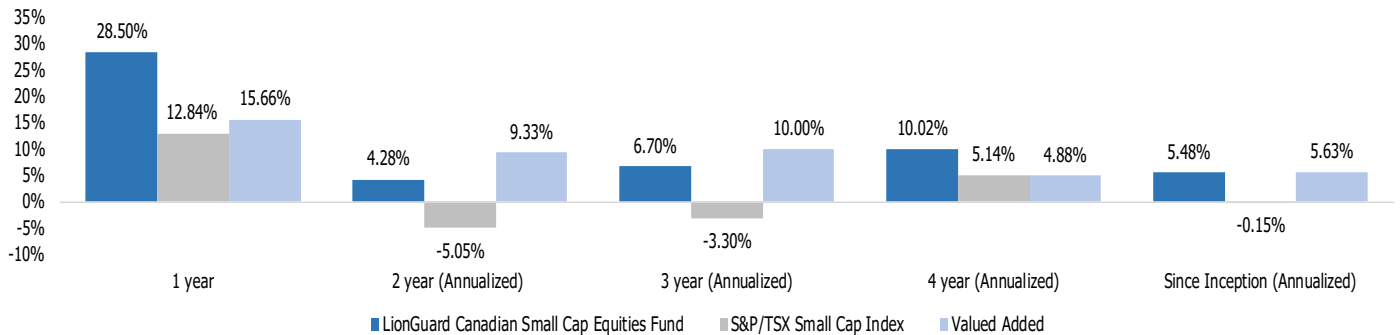
	LionGuard Canadian Small Cap Equities Fund
Number of Holdings	48
Average Market Cap	\$1.2B
Dividend Yield	1.5%
Active Share	82.9%
P/E (NTM)	20.3x
P/B	2.6x
ROE (Median)	8.4%

**LATEST QUARTERLY COMMENTARY**

LionGuard Canadian Small Cap Equities Fund ("Fund") materially outperformed the S&P/TSX Small Cap Index ("Benchmark") during the fourth quarter of 2019. During this period, Fund returned 9.91% as compared to Benchmark at 5.53%.

The sectors with the highest value added were Information Technologies and Consumer Discretionary with a large part of the benefits coming from stock selection. Sectors where the Fund lagged the Benchmark were Materials and Energy with the costs coming mainly from a difference in allocation and in stock selection.

Our largest relative contributors came from being overweight in Sangoma Technologies (STC), Points International (PTS) and not owning Hexo Corp. (HEXO). At the same time, not owning Aurinia Pharmaceutical (AUP), being overweight in Badger Daylighting (BAD) and Major Drilling (MDI) has cost us relative to the Benchmark.

ANNUALIZED COMPARATIVE PERFORMANCE**TOP 10 HOLDINGS**

Points International	5.08%
Boyd Group Income Fund	4.60%
Sangoma Technologies Corp.	4.03%
Morneau Shepell	3.99%
People Corp.	3.32%
Badger Daylighting	3.13%
Equitable Group	3.11%
Altus Group	3.02%
Kinaxis Inc.	2.78%
Major Drilling	2.78%
Total Top 10 Holdings	35.84%

INVESTMENT STRATEGY

1. Fundamental Research & Analysis
2. Calculation of Intrinsic Value
3. Risk Management Analysis
4. Portfolio Construction Considerations
5. Monitor, Re-Balance & Exit

RISK MANAGEMENT

1. Focus on Capital Preservation
2. Minimize Risk of Changes in Fundamental Characteristics
3. Manage Single Risk Factor Exposures
4. Manage Single Name Exposures
5. Ongoing Monitor & Analysis

ABOUT LIONGUARD CAPITAL MANAGEMENT

LionGuard Capital Management Inc. ("LionGuard") is a Montréal-based investment management company incorporated under the laws of Canada and registered in the Province of Quebec with the Autorité des Marchés Financiers (AMF), as Portfolio Manager, Investment Fund Manager and Exempt Market Dealer. LionGuard manages assets for institutional investors, endowments, foundations, family offices, fund of funds, investment advisors and select high net worth individuals.

INVESTMENT TEAM

Andrey Omelchak, CFA, CIM, FRM, MSc, CIO & Portfolio Manager
Jay Tan, CFA, Investment Officer
Colin Lebeau-Mathieu, CFA, Senior Investment Analyst
Karim Meneim, Senior Investment Analyst & Risk Manager

CONTACT INFORMATION

Andrey Omelchak, CFA, CIM, FRM, MSc
 President, CEO and Chief Investment Officer
 aomelchak@lionguardcapital.com
 514-448-6441

Jivka Angelova, MSc
 Senior Manager, Operations, Accounting & Compliance
 jangelova@lionguardcapital.com
 514-448-6442

LionGuard Capital Management Inc.
 1010 Sherbrooke Street W., Suite 2350
 Montréal, QC, CANADA H3A 2R7
 info@lionguardcapital.com
 +1 (844) 448-6442

WWW.LIONGUARDCAPITAL.COM

Disclaimer: This document does not represent an offering of securities in any jurisdiction and is for informational purposes only. The securities described herein are only available to Accredited Investors and Institutional Investors in Canada by private placement in accordance with applicable securities laws. The information disclosed in this summary is incomplete, and is qualified in its entirety by the Offering Document. LionGuard Capital Management Inc. does not warrant the accuracy of the presented information nor is responsible for any actions taken as a result of this report. The indicated rates of returns do not take into account sales, redemption, distribution, or optional charges or income taxes payable.