



LIONGUARD MARKET NEUTRAL STRATEGY

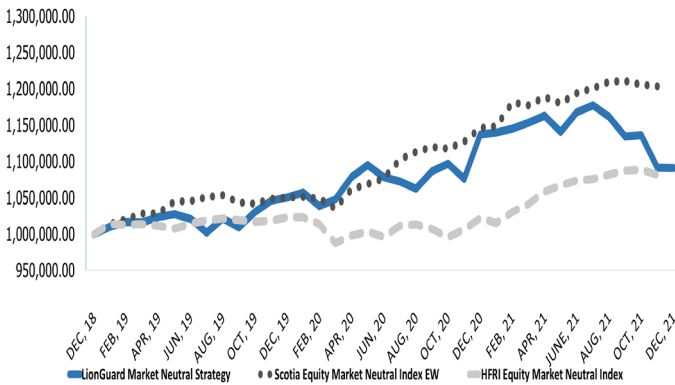
STRATEGY DESCRIPTION

The strategy has the objective to achieve positive absolute returns through disciplined investing across North American equities. The strategy invests on a market neutral basis and intends to achieve positive upside market capture and negative downside market capture.

WHY INVEST IN THIS STRATEGY

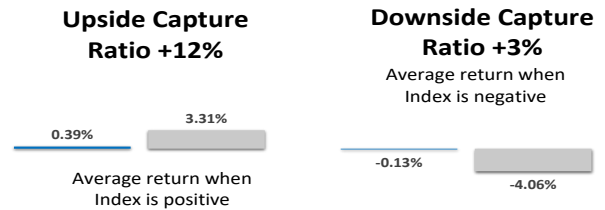
- Positive absolute returns
- Disciplined investment process
- Negative downside capture ratio

GROWTH OF CAPITAL SINCE INCEPTION

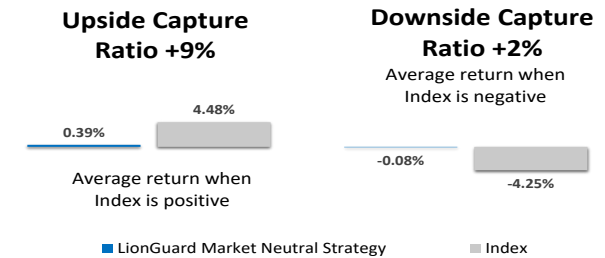


UPSIDE VS DOWNSIDE MARKET CAPTURE

Versus S&P/TSX



Versus Wilshire 5000



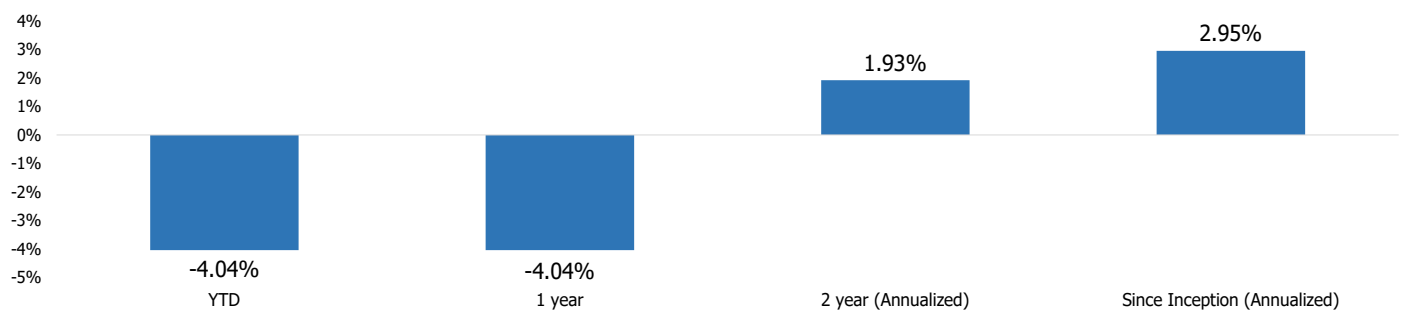
CORRELATIONS

DEX UNIVERSE INDEX	S&P U.S. AGGREGATE TR BOND	S&P U.S. HY CORP BOND	S&P/TSX TR	S&P 500	MSCI WORLD	GOLD	DJ COMMODITY INDEX TR
0.16	0.10	0.09	0.08	0.13	0.12	0.16	0.01

STRATEGY PERFORMANCE NET OF FEES

YEAR	JAN	FEB	MAR	APR	MAY	JUN	JUL	AUG	SEP	OCT	NOV	DEC	YTD
2021	0.25%	0.46%	0.71%	0.84%	-1.90%	2.37%	0.81%	-1.35%	-2.30%	0.16%	-3.96%	-0.03%	-4.04%
2020	0.67%	-1.75%	0.87%	2.93%	1.55%	-1.54%	-0.51%	-0.96%	2.28%	0.96%	-1.90%	5.66%	8.26%
2019	1.03%	0.62%	-0.05%	0.78%	0.32%	-0.59%	-1.85%	1.93%	-1.21%	2.13%	1.46%	0.44%	5.04%

ANNUALIZED PERFORMANCE NET OF FEES



STATISTICS SINCE INCEPTION

Annualized Alpha vs Scotia Equity Market Neutral Index	-3.41%	Sharpe ratio	0.51
Annualized Alpha vs HFRI Equity Market Neutral Index	0.31%	Positive months	61%
Beta vs S&P/TSX Total Return Index	0.03	Largest drawdown	-7.32%
Beta vs Wilshire 5000 Index	0.05	Average net long	1%



LIONGUARD MARKET NEUTRAL STRATEGY

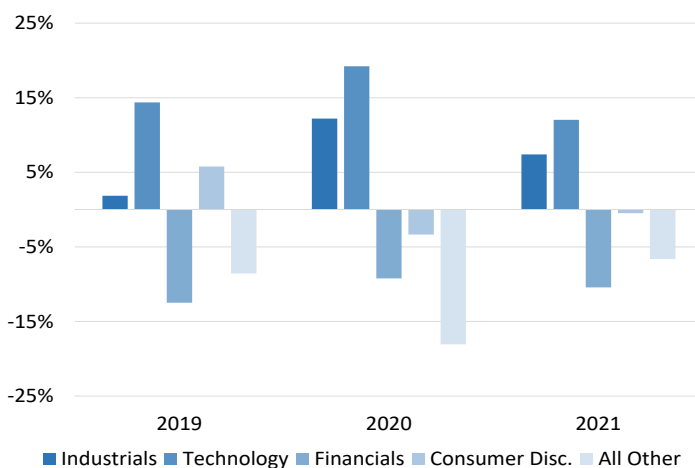
STRATEGY SNAPSHOT

Total positions	42
Long/short positions	31 / 11
Canada/US gross allocation	53% / 47%
Long allocation	61%
Short allocation	60%
Net long	1%
Cash levels	39%

LATEST QUARTER COMMENTARY

LionGuard Market Neutral Strategy ("Strategy") had a negative net return of 3.83% during the fourth quarter of 2021. Net return for our long positions amounted to -23 bps while shorts amounted -360 bps. The sector with the biggest positive contribution was Financial at 108 bps while the sector with the largest negative contribution was Industrial at -143 bps. Our largest contributors during the period were our long positions in Franklin Covey (FC US), Neighborly Pharma (NBLY CN), and Mainstreet Equity (MEQ CN). Our biggest detractors included our longs in DIRT Environmental Solution (DRT CN) and Sangoma Technologies (STC CN).

NET LONG SECTOR ALLOCATION



MARKET NEUTRAL STRATEGY

LONG POSITIONS

On the long side we invest in companies that demonstrate high quality characteristics, fall within our circle of competence and sell at a discount to intrinsic value.



On the short side we look for companies that exhibit traits of systematic under performance and which provide excellent risk management characteristics at the same time.

SHORT POSITIONS

DETAILS

Lockup	None
Subscription / redemption	Monthly
Qualification	Accredited investors

Fund currency	Canadian dollars
Fees (Institutional)	1% or 20% of profits
High water mark	Yes, perpetual no resets

ABOUT LIONGUARD CAPITAL MANAGEMENT

LionGuard Capital Management Inc. ("LionGuard") is a Montréal-based investment management company incorporated under the laws of Canada and registered in the Province of Quebec with the Autorité des Marchés Financiers (AMF), as Portfolio Manager, Investment Fund Manager and Exempt Market Dealer. LionGuard manages assets for institutional investors, endowments, foundations, family offices, fund of funds, investment advisors and select high net worth individuals.

INVESTMENT TEAM

Andrey Omelchak, CFA, CIM, FRM, MSc, Portfolio Manager
 Jordan Steiner, CFA, Portfolio Manager
 Jay Tan, CFA, Investment Officer
 Colin Lebeau-Mathieu, CFA, Senior Investment Analyst
 Karim Meneim, Senior Investment Analyst & Risk Manager

CONTACT INFORMATION

Pierre Czyzowicz, MBA, CFA, CAIA
 Managing Director, Head of Distribution
 pierrec@lionguardcapital.com
 514-380-5788

Andrey Omelchak, CFA, CIM, FRM, MSc
 President, CEO and Chief Investment Officer
 aomelchak@lionguardcapital.com
 514-448-6441

LionGuard Capital Management Inc.
 1010 Sherbrooke Street W., Suite 2350
 Montréal, QC, CANADA H3A 2R7
 info@lionguardcapital.com
 +1 (844) 448-6442

WWW.LIONGUARDCAPITAL.COM

Disclaimer: This document does not represent an offering of securities in any jurisdiction and is for informational purposes only. The securities described herein are only available to Accredited Investors and Institutional Investors in Canada by private placement in accordance with applicable securities laws. The information disclosed in this summary is incomplete, and is qualified in its entirety by the Offering Memorandum and Offering Supplement. The data for Scotia Equity Market Neutral Index EW & HFRI Equity Market Neutral Index is the latest available. Returns are based on the Net Returns of underlying accounts included in the LionGuard Market Neutral Strategy Composite. Composite Definition is available upon request. LionGuard Capital Management Inc. does not warrant the accuracy of the presented information nor is responsible for any actions taken as a result of this report. Long exposure, short exposure, and net long exposure data may be adjusted for confirmed Fund inflows and outflows. Upside capture ratio (downside capture ratio) is computed using the average monthly returns for the strategy divided by the average monthly returns for the benchmark when the benchmark returns are positive (negative). The indicated rates of returns are historical returns based on changes in values of applicable class of units and do not take into account sales, redemption, distribution, or optional charges or income taxes payable. Past performance is not indicative of future results.