



LIONGUARD CANADIAN SMALL CAP STRATEGY

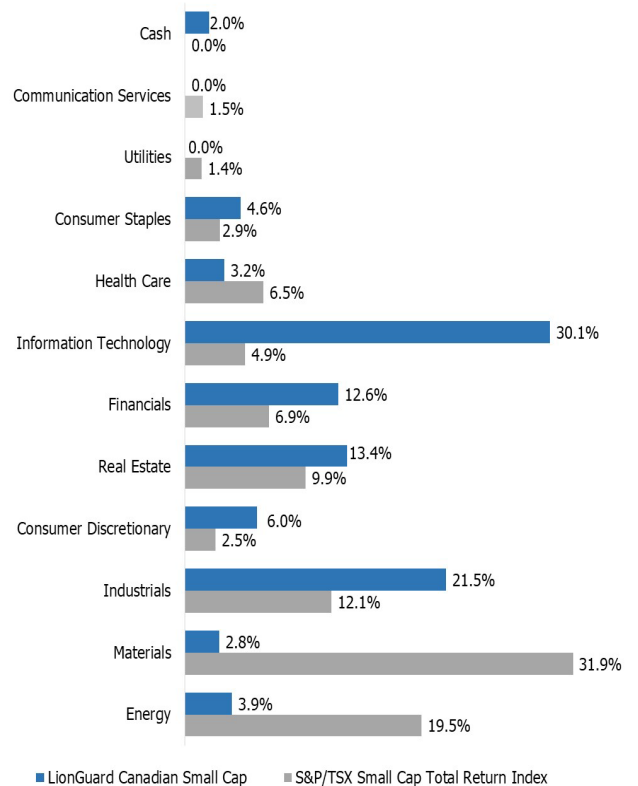
DESCRIPTION

The strategy has the objective to achieve long-term growth of capital through disciplined investing in Canadian small capitalization equities. It is managed using fundamental bottom-up stock selection approach with strong emphasis on high quality companies with proven business models and solid management teams in place.

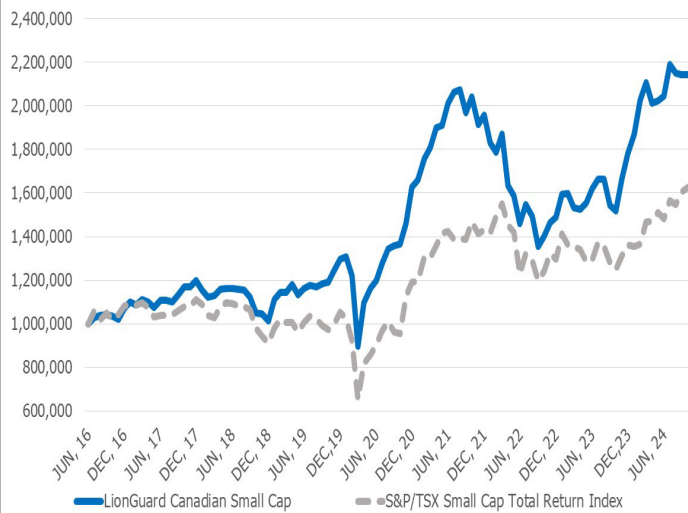
FUND DETAILS

Type	Canadian Small Capitalization Equities
Investment Approach	Fundamental Bottom-Up Stock Picking
Benchmark	S&P/TSX Small Cap Total Return Index
Research	In-House Research Reports & Financial Models
Investor Profile	Accredited Investors

SECTOR ALLOCATION



GROWTH OF CAPITAL SINCE INCEPTION



PERFORMANCE GROSS OF FEES

YEAR	JAN	FEB	MAR	APR	MAY	JUN	JUL	AUG	SEP	OCT	NOV	DEC	YTD
2024	5.17%	8.36%	3.81%	-4.46%	0.54%	1.12%	7.03%	-1.84%	-0.25%	0.05%			20.49%
2023	7.03%	0.18%	-4.17%	-0.41%	1.89%	4.38%	2.57%	-0.09%	-7.20%	-1.54%	9.57%	7.00%	19.47%
2022	-6.64%	-2.31%	4.58%	-12.55%	-2.97%	-8.00%	6.12%	-3.66%	-9.23%	3.62%	4.30%	1.84%	-23.96%
2021	2.07%	5.87%	2.94%	4.86%	0.71%	5.29%	2.48%	0.46%	-5.07%	3.80%	-6.22%	2.31%	20.39%
2020	0.92%	-6.79%	-26.54%	22.53%	5.90%	3.11%	6.53%	5.21%	1.12%	0.52%	6.91%	11.42%	25.46%
2019	9.88%	2.99%	0.02%	3.03%	-3.90%	2.45%	1.35%	-0.72%	1.26%	0.59%	4.69%	4.13%	28.28%
2018	-3.48%	-2.85%	0.71%	2.38%	0.39%	-0.08%	-0.15%	-0.28%	-2.94%	-6.57%	-0.15%	-3.40%	-15.54%
2017	2.46%	-1.28%	2.28%	-0.81%	-2.51%	3.28%	-0.07%	-0.65%	2.98%	3.18%	0.03%	2.35%	11.60%
2016							2.66%	1.29%	0.36%	-1.02%	-1.07%	4.99%	7.30%

COMPARATIVE PERFORMANCE

GROSS RETURNS	LionGuard Canadian Small Cap	S&P/TSX Small Cap Total Return Index	Value Added
1 month	0.05%	1.39%	-1.34%
3 months	-2.04%	3.91%	-5.95%
YTD	20.49%	19.66%	0.84%
1-year	41.26%	30.17%	11.09%
3-year (Annualized)	1.65%	3.54%	-1.89%
5-year (Annualized)	12.51%	10.82%	1.68%
S.I. (Annualized)	9.59%	6.02%	3.57%

CHARACTERISTICS

	LionGuard Canadian Small Cap
Number of Holdings	42
Average Market Cap	\$3.7B
Dividend Yield	0.7%
Active Share	89.6%
P/E (NTM)	16.1x
P/B	5.3x
ROE (Median)	10.0%

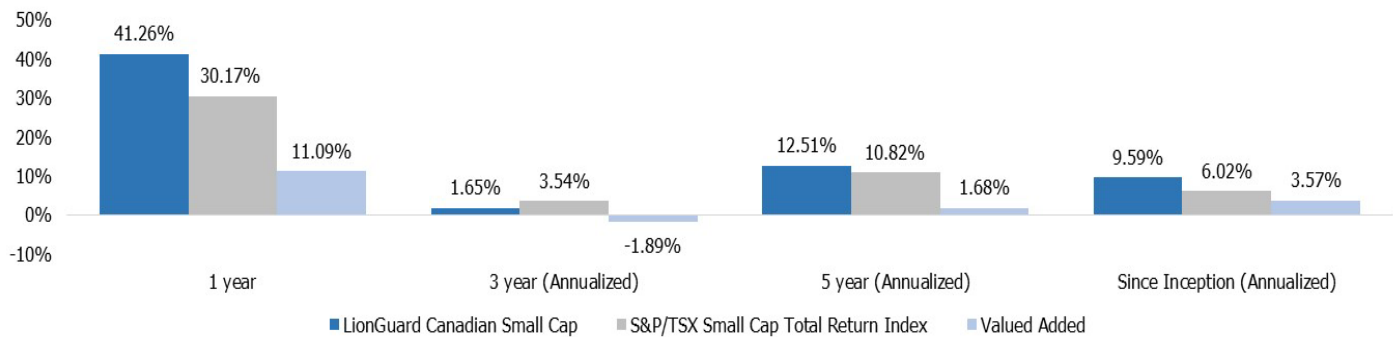


LIONGUARD CANADIAN SMALL STRATEGY

LATEST COMMENTARY

The surge in US power generation demand presents a high-conviction growth industry, driven by the electrification of various sectors, advancements in renewable technologies, and the burgeoning demand for data centers powered by artificial intelligence (AI) and machine learning (ML). Central to this theme is the urgent need to modernize and enhance the US electric grid, which is currently ill-equipped to handle the anticipated growth in demand.

ANNUALIZED COMPARATIVE PERFORMANCE



TOP 10 HOLDINGS

Available upon request

INVESTMENT STRATEGY

1. Fundamental Research & Analysis
2. Calculation of Intrinsic Value
3. Risk Management Analysis
4. Portfolio Construction Considerations
5. Monitor, Re-Balance & Exit

RISK MANAGEMENT

1. Focus on Capital Preservation
2. Minimize Risk of Changes in Fundamental Characteristics
3. Manage Single Risk Factor Exposures
4. Manage Single Name Exposures
5. Ongoing Monitor & Analysis

ABOUT LIONGUARD CAPITAL MANAGEMENT

LionGuard Capital Management Inc. ("LionGuard") is a Montréal-based investment management company incorporated under the laws of Canada and registered in the Province of Quebec with the Autorité des Marchés Financiers (AMF), as Portfolio Manager, Investment Fund Manager and Exempt Market Dealer. LionGuard manages assets for institutional investors, endowments, foundations, family offices, fund of funds, investment advisors and select high net worth individuals.

INVESTMENT TEAM

Andrey Omelchak, CFA, CIM, FRM, MSc, Lead Portfolio Manager
Jay Tan, CFA, Portfolio Manager
Luxiang Wu, MBA, MSc, Senior Investment Analyst
Varun Agrawal, MBA, Investment Analyst

CONTACT INFORMATION

Andrey Omelchak, CFA, CIM, FRM, MSc
 President, CEO and Chief Investment Officer
 aomelchak@lionguardcapital.com
 514-448-6441

Josh Wilson
 Chief Compliance Officer
 jwilson@lionguardcapital.com
 514-312-3041

LionGuard Capital Management Inc.
 1 Westmount Square, Suite 1040
 Westmount, QC, CANADA H3Z 2P9
 info@lionguardcapital.com
 +1 (844) 448-6442

WWW.LIONGUARDCAPITAL.COM

Disclaimer: This document does not represent an offering of securities in any jurisdiction and is for informational purposes only. The strategy described herein is only available through a sub-advisory mandate in accordance with applicable securities laws. The information disclosed in this summary is incomplete. LionGuard Capital Management Inc. does not warrant the accuracy of the presented information nor is responsible for any actions taken as a result of this report. Performance data from November 2019 until March 2024 is based on LionGuard Canadian Small Cap Fund LP. Performance data for other periods is that of LionGuard's main representative sub-advisory mandate. The indicated rates of returns do not take into account sales, redemption, distribution, or optional charges or income taxes payable. Some of the assumptions or opinions contained herein are the views or opinions of the firm and are based on management's analysis of the portfolio performance. While the data presented in the graph includes information through October 2024, the last date on the bottom axis is labeled as June 2024 due to formatting constraints. Despite this, the analysis reflects the full dataset, including data from July to September 2024.